

BOZ

TREEHOUSE TIME!™

What If?



**BOZ
BUZZ!**

To share with moms in advance of this lesson

Celebrating God's gift of imagination is the next theme for *BOZ Treehouse Time!* at MOPPETS. We will explore the world of creative thought with your child, who is just learning to distinguish between what is real and what is pretend. This might already be a timely topic for your family, as fantasy-based costumes and seasonal decorations become more obvious this month.

exclaim

Visit BozTheBear.com

MOPPETS

1

BOZ

TREEHOUSE TIME!™

What If?

Introducing *Treehouse Time!*

BOZ Treehouse Time! encourages young children to discover God's world through play-based, faith-focused activities. The interactive learning experiences will help children know and love God.

Because many younger children are not enrolled in a formal program for learning, MOPPETS is their "school." Ideas and activities in *Treehouse Time!* are developmentally appropriate for children under the age of 6. This includes the selective use of interactive media to extend children's active engagement as they explore, create, learn and imagine.

Young children gain a great deal of security from routine, so develop a logical pattern that can be used for each session, even if adult leaders rotate.

The lesson elements are designed to be flexible, so feel free to establish a routine that works best for your group.

For example, after children are checked in, you might follow this plan:


- * After the children have arrived, say "It's *Treehouse Time!* Come and sit down in front of me on the rug."
- * Look in the BOZ bag. Use children's responses to extend the conversation about the object or theme. Introduce the memory verse during this opening discussion.
- * Do the activity rhyme.
- * Show the video.
- * Do a craft.
- * Children float back into free play after completing the craft.
- * Pray and then serve the snack.
- * Do the activity rhyme.
- * Read a book.
- * Say the closing prayer.
- * End with the *BOZ Treehouse Time!* rhyme.



Visit BozTheBear.com

2

MOPPETS



TREEHOUSE TIME!™

What If?


Lesson Guide

Lesson Overview	Key points and concepts of your lesson
Let's Get Ready!	Options to help you set the stage for your lesson, including themed coloring/activity sheets!
Gathering Rhyme	Initial callout that <i>BOZ Treehouse Time!</i> is beginning
BOZ Bag	A fun group participation guessing game to introduce the lesson's theme
Activities	Options for theme-based activities, including interactive songs, stories and poems
Crafts	Make-and-take crafts that help extend the lesson
Snacks	Simple, easy-to-prepare options that reinforce the lesson theme or season
BOZ Video Presentation	Engaging theme-based BOZ video episode, along with pre-viewing and follow-up questions to emphasize theme
Closing Prayer	Easy-to-learn closing verse and brief prayer for the end of each session



Visit BozTheBear.com





TREEHOUSE TIME!

What If?

Lesson Overview

Just for You

Watching children use God's gift of creative thinking is one of the great joys of working with toddlers and preschoolers. Limited only by their own imagination, children can turn the most boring day into hours exploding with possibilities for smiles and laughter. Of course, this "free thinking" can also create scary thoughts and frightening images for children, possibly triggered by the sights and sounds of the season. If children express fear of monsters, scary costumes or gory masks, respect their feelings and say, "They are pretend. They aren't real." Young children may need to hear this message many times and have countless non-scary experiences before they differentiate for themselves what is real and what is not.

Memory Verse

God created everything.
(1 Corinthians 8:6)

Biblical Concept

We are made in the image and likeness of God, the Creator.

Concept in Action

I can be creative.



Visit BozTheBear.com



BOZ

TREEHOUSE TIME!™



What If?


Let's Get Ready!

Suggestions and ideas to help get your room, space or table ready.

Have available small flashlights of all sizes and types that are appropriate for a child's hand, so children can experiment. Remind children to point their flashlights at objects, not people.

Also position a high-intensity flashlight so that it shines on a white wall, screen or white sheet hanging on a wall. Play "Music Makes Me Wanna Jump Around" (1:02) or "The BOZ Bounce" (1:52) — both from *BOZ's Treehouse Tunes #2* — or other children's music to encourage children to move in front of the flashlight and create shadows on the wall.

When it's dark, shadows often form images that frighten young children. As children create their own shadows on the wall, talk about shadows they might see in their bedrooms at night.



The following coloring/activity pages can be printed and copied for your MOPPETS.



Visit BozTheBear.com

MOPPETS

Name: _____

Me and My Shadow

BOZ likes a good guessing game! Can you guess which shadow belongs to BOZ and which to his friends? Draw a line from BOZ and each of his friends to his or her shadow.



God created everything.
(1 Corinthians 8:6)




Visit BozTheBear.com



Name: _____




Draw your own funny pumpkin face!



God created everything.
(1 Corinthians 8:6)

Visit BozTheBear.com





TREEHOUSE TIME!™



What If?

Gathering Rhyme

It's *Treehouse Time!* for you and me
So jump up high, count 1, 2, 3
Next clap your hands, then spin around
(whisper) Now please sit down without a sound

BOZ Bag

Use a color printer to reproduce the BOZ bag image available online at www.BozTheBear.com/moppets. Attach the image to a pillowcase or cloth bag.

Insert a small plastic pumpkin and a small real pumpkin. (To extend the seasonal theme, substitute a large plastic pumpkin for the paper bag.)

Ask children to pull out both pumpkins. Talk about how the pumpkins are alike and how they are different, emphasizing that one is real and one is pretend, or not real.


Discuss how pumpkins grow, why people buy pumpkins, what people do with pumpkins, etc.

After children have this background information, say, "See if you can guess what I'm pretending to do with my pumpkin." Then pantomime picking a pumpkin from a patch, carving a pumpkin, scooping out the insides, making a pie and eating seeds.



Visit BozTheBear.com





TREEHOUSE TIME!

What If?

Activities

Option 1: Rope a Pumpkin (Game)

Set on the floor several different-sized pumpkins with stems. Twist pipe cleaners into circles; wrap masking tape around any sharp wire ends. Mark the floor with different-colored masking tape lines at intervals of two, three, four and five feet in front of the row of pumpkins. Invite children to "rope a pumpkin" by tossing the pipe cleaner rings onto the pumpkin stems.

Option 2: What If? (Guessing Game)

Put a variety of hats (chef's hat, cowboy hat, straw hat, construction helmet, train engineer's cap, fire helmet, crown, etc.) in a large paper bag. Ask a child to pull out a single item, then ask, "Who would wear this hat? What would you do if you were a ... ?" Discuss where the person would work, the clothing he/she would wear and how he/she would help people.

Although it's tempting to let children try on the hats, avoid this because of the risk of lice. Picking out those pesky nits is not fun!




Visit BozTheBear.com



BOZ

TREEHOUSE TIME!™



What If?

Activities

Option 3: Fall Harvest (Interactive Poem)

A farmer takes a little seed
And drops it to the ground (bend over with seed in hand)
The rain comes and the sun shines, too (dangle fingers, then stretch arms wide for sun)
And leaves pop all around (raise hands with popping motions)

A flower opens up so wide (palms together, then gradually open hands)
And then what do I see?
A tiny pumpkin, oh so small
Is peeking through at me (bend over, looking at floor)


The pumpkin starts to grow so big (reach up high)
I hardly can believe
It started as a tiny seed (look at open palm)
Without a single leaf

I step onto the farmer's field (step cautiously in place)
And lean down to the ground
I slowly stand up very tall
Can you guess what I've found? (arms circled, stretched in front)



Visit BozTheBear.com





TREEHOUSE TIME!

What If?

More Activities

Option 4: Obstacle Course (Following Directions)

Make a seasonal obstacle course using a scarecrow, hay bale and other inexpensive decorations from a craft shop, home improvement store or pumpkin patch. When you introduce the course, invite children to touch the scarecrow. Explain that it's not a real person but rather a pretend person made from straw. Have children go:

- over the hay bale
- around a gourd or Indian corn
- between two pumpkins on the floor
- under a cornstalk balanced on two chairs
- next to the scarecrow
- into the leaves (Fill a cardboard box with dry leaves. Keep a broom handy.)

Option 5: I Spy (Guessing Game)

After you have talked about all the autumn props used during this session of MOPPETS, give each child a flashlight. Say, "I'm going to dim the lights a little. (Do not turn off the lights completely — just dim the room enough so that the light from the flashlights clearly shows.) Now, shine your flashlight on something that ..."

- falls from a tree
- becomes a jack-o'-lantern
- chases away birds
- grows in a field
- is a pretend person

Let children practice creative thinking by encouraging multiple "right" answers. For example, cornstalks and pumpkins both grow in a field.

Option 6: Glowing with God's Love (Poem)

Some people take a pumpkin (arms circled in front)
Carve mouth and eyes and nose
And put inside a flashlight (hands together, moving back and forth in front)
So that their pumpkin glows

I do not need a flashlight (shake head "no")
Like pumpkin faces do
My glow starts deep inside me (fist on chest)
God's love comes straight to you! (point to other person)



Visit BozTheBear.com



BOZ

TREEHOUSE TIME!™



What If?

Crafts

Option 1: Pumpkin Pot

Purchase a small terra-cotta pot for each MOPPET. Turn the pot upside down. Stick a thick green pipe cleaner in the hole to make a stem. Tie green raffia around the stem. Draw a face with a black marker, or let each child glue on a nose, eyes and mouth cut from black construction paper.



Look for after-summer sales on pots at home improvement stores and nurseries.

Option 2: Pumpkin Plate

Give each child a paper plate and a piece of orange construction paper. Children can then tear the paper into as many pieces as desired before gluing the pieces onto the plate. Encourage children to cover the entire plate with orange paper bits. Give each child a green rectangle for the stem, three black triangles for the eyes and nose and a black semicircle for the mouth, all cut from construction paper. Children can then glue the "face" onto the orange-covered plate.



This is an ideal activity for very young children who do not use scissors. Older children can cut out their own stem and face pieces.

exclaim!

Visit BozTheBear.com

MOPPETS

BOZ

TREEHOUSE TIME!™



What If?

Snack



Give children a tongue depressor to spread orange frosting on round sugar cookies. Press a candy corn face in the frosting, if desired. Serve with orange juice.



Visit BozTheBear.com



BOZ

TREEHOUSE TIME!

What If?

BOZ Video Presentation

You will need: BOZ Treehouse Time! DVD #1, a television and a DVD player.



Select and play

What If?

Running Time: 13:57

?

pre-viewing question

BOZ and his friends use their imaginations.

Do you know what that means?

(Help children associate "imagination" with words like "pretend," "create," "think," "see pictures in your head," "not real" and "made-up.")

To help them further understand the concept, mention child-friendly examples like pretending to drink tea at a tea party or building a pretend castle using blocks.)

Let's see what BOZ imagines.

?

post-viewing questions

What types of jobs did BOZ and the children imagine?

Which of those jobs would be hard?

Which of those jobs would you like?

exclaim!

Visit BozTheBear.com

MOPPETS

14

BOZ

TREEHOUSE TIME!™



What If?

BOZ Books

Additional BOZ resources

BOZ's Pumpkin Party

(This lift-a-flap book with oversize flaps shows Drew and Gracie preparing to meet their costumed friends for a party.)

?

pre-reading question

BOZ and his friends are going to wear costumes to a pumpkin party. What costume do you think BOZ wears?



?

post-reading questions

What costume did BOZ wear?
What costume would you wear to a pumpkin party?

exclaim!

Visit BozTheBear.com

MOPPETS

BOZ

TREEHOUSE TIME!™



What If?

Closing Prayer

BOZ Treehouse Time! is done today
But now before we end our play
We fold our hands and then we say
"Thank you, dear God, for this great day"

Thank you, God, for giving me a great imagination.
I don't have to pretend that you love me, though. I know you do.
Amen.



Visit BozTheBear.com

MOPPETS