


# BOZ

## Growing Colors

### TREEHOUSE TIME!



**BOZ  
Buzz!**

To share with moms in advance of this lesson

God's colorful world is the next theme for *BOZ Treehouse Time!* at MOPPETS. We will identify, use and appreciate the beautiful colors around us.

To introduce this topic, informally help your child identify colors. For example, as you're working in the kitchen, you might say, "I'm preparing something green for lunch. What do you think we'll eat?" Or tomorrow morning, ask, "Do you want to wear the shirt that's red or the shirt that's blue?" Especially enjoy discovering with your child the special colors that pop up in spring.

*Dr. Mary Manz Simon - Editor, Contributor  
Christy Pitney - Copy Editor*

Visit [BozTheBear.com](http://BozTheBear.com)

MOPPETS

1

exclaim

# BOZ

## TREEHOUSE TIME!™

## Growing Colors

### Introducing *Treehouse Time!*

*BOZ Treehouse Time!* encourages young children to discover God's world through play-based, faith-focused activities. The interactive learning experiences will help children know and love God.

Because many younger children are not enrolled in a formal program for learning, MOPPETS is their "school." Ideas and activities in *Treehouse Time!* are developmentally appropriate for children under the age of 6. This includes the selective use of interactive media to extend children's active engagement as they explore, create, learn and imagine.

Young children gain a great deal of security from routine, so develop a logical pattern that can be used for each session, even if adult leaders rotate.

The lesson elements are designed to be flexible, so feel free to establish a routine that works best for your group.


For example, after children are checked in, you might follow this plan:

- \* After the children have arrived, say "It's *Treehouse Time!*  
Come and sit down in front of me on the rug."
- \* Look in the BOZ bag. Use children's responses to extend the conversation about the object or theme. Introduce the memory verse during this opening discussion.
- \* Do the activity rhyme.
- \* Show the video.
- \* Do a craft.
- \* Encourage the children to float back into free play after completing the craft.
- \* Pray and then serve the snack.
- \* Do the activity rhyme.
- \* Read a book.
- \* Say the closing prayer.
- \* End with the *BOZ Treehouse Time!* rhyme.



Visit [BozTheBear.com](http://BozTheBear.com)

MOPPETS



# TREEHOUSE TIME!™

## Growing Colors

### Lesson Guide

Lesson Overview

Key points and concepts of your lesson

Let's Get Ready!

Options to help you set the stage for your lesson, including themed coloring/activity sheets!

Gathering Rhyme

Initial callout that *BOZ Treehouse Time!* is beginning

BOZ Bag

A fun group participation guessing game to introduce the lesson's theme

Activities

Options for theme-based activities, including interactive songs, stories and poems

Crafts

Make-and-take crafts that help extend the lesson

Snacks

Simple, easy-to-prepare options that reinforce the lesson theme or season

BOZ Video Presentation

Engaging, theme-based BOZ video episode, along with pre-viewing and follow-up questions to emphasize theme


Closing Prayer

Easy-to-learn closing verse and brief prayer for the end of each session



Visit [BozTheBear.com](http://BozTheBear.com)





**TREEHOUSE TIME!**

## Growing Colors

### Lesson Overview

#### Just for You

Children are surrounded by a rainbow in God's colorful world. Researchers have shown a simple change in sentence structure helps children learn those colors more quickly. For example, saying "grab the balloon that's red" instead of "grab the red balloon" directs attention to the color. This is another way to support learning about God's colorful world, which is the focus of this session.

#### Memory Verse

God created the world.  
(from Psalm 134:3)

#### Biblical Concept

God created a colorful world.

#### Concept in Action

I can learn about colors.



Visit [BozTheBear.com](http://BozTheBear.com)



# BOZ

## TREEHOUSE TIME!™



## Growing Colors

### Let's Get Ready!

*Suggestions and ideas to help get your room, space or table ready.*

In advance, cut apart cardboard egg cartons, leaving the tips of the egg cups poking straight up (or you can round them off with a scissors). Some cartons can be notched so the "petals" will open like tulips. Use a sharpened pencil to poke two holes in the center of each egg cup.

Use a black marker to draw a large circle for each child on a piece of newspaper. Write each child's name inside a circle, and set the newspaper aside.

Tape plastic garbage bags to the table as a protective covering. Pour several colors of washable tempera paint into separate dishes.

Engage children in this activity as they enter. This will allow the paint to dry so children can complete the craft before the session ends.

Invite children to paint the inside and outside of several egg cups. As children paint, talk about the colors, encouraging them to choose different colors for the inside and outside of the "flowers." If desired, lay the wet cups in a box lid and sprinkle on glitter. Then lay the cups to dry in the labeled newspaper circles.




The following coloring/activity pages can be printed and copied for your MOPPETS.



Visit [BozTheBear.com](http://BozTheBear.com)

MOPPETS

Name: \_\_\_\_\_



God created the world.  
(from Psalm 134:3)



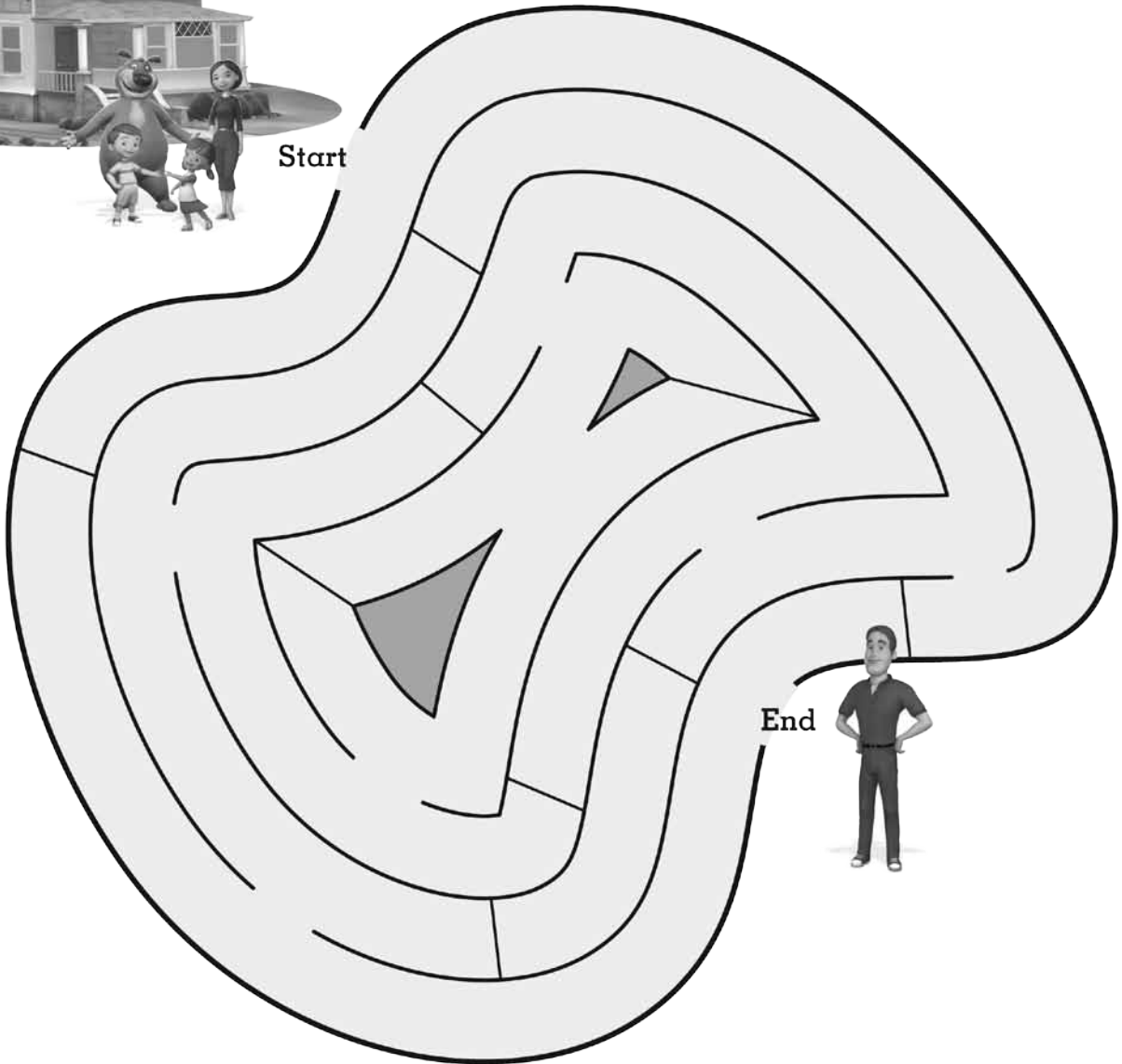
Visit [BozTheBear.com](http://BozTheBear.com)

MOPPETS

Name: \_\_\_\_\_

## Families Are Busy

Help Mrs. Baxter, Drew, Gracie, and BOZ pick Mr. Baxter up from the high school.



God created the world.  
(from Psalm 134:3)



Visit [BozTheBear.com](http://BozTheBear.com)



# BOZ

## TREEHOUSE TIME!™



## Growing Colors

### Gathering Rhyme

It's *Treehouse Time!* for you and me  
So jump up high, count 1, 2, 3  
Next clap your hands, then spin around  
(whisper) Now please sit down without a sound

### BOZ Bag

Use a color printer to reproduce the BOZ bag image available online at [www.BozTheBear.com/moppets](http://www.BozTheBear.com/moppets). Attach the image to a pillowcase or cloth bag.

Put one large crayon of each of the following colors in the bag: red, orange, yellow, green, blue and purple. As children take out and identify each color, lay the crayons in order (red, orange, yellow, green, blue, purple) to create a mini rainbow. When all six crayons have been laid out, ask children to guess what you've made.

Transition into this verse:

We talk about our big green earth  
But that's not really true (shake head "no")  
There's orange, yellow, purple, red  
And God also made blue

The sky above has puffy clouds (point up)  
So white up in the sky  
And trunks of trees that are so brown (lean down, then stretch up with arms)  
When they grow very high


The colors that I see right now  
They brighten up my day (point at various objects in room)  
I want to praise God for His love  
Let's jump and shout "hooray" (jump and shout)  
Praise God! (pump arm)



Visit [BozTheBear.com](http://BozTheBear.com)







**TREEHOUSE TIME!**

## Growing Colors

### Activities

#### Option 1: Four Square Cities (Creative Play)

Use masking tape to make a large cross with arms of equal length stretching into a corner of the floor. Choose a variety of small vehicles, small toys and play props that are predominantly yellow, blue, green or red.

On a piece of paper, download or draw simple pictures of a large blue pond to put in the blue sector, trees or grass for the green sector, a beach for the yellow sector and a fire station for the red. Match similarly colored toys within each sector. Encourage children to drive vehicles between the different "cities."


Use leading questions to help children make up stories about the "color cities." For example, you could ask, "What green food do they eat in Green City?" or "Why does the fire engine need to drive to Blue City?"

*If your MOPPETS span a large age range, they will reflect the three basic levels of learning colors: matching (hold up a car that is blue and ask a child to find something else that is blue), identifying (say, "Find a vehicle that is red") and naming (this is the ability to see a color and name it; for example, a child might say, "Here is a car that's blue").*



Visit [BozTheBear.com](http://BozTheBear.com)





TREEHOUSE TIME!™

# Growing Colors

## Activities

### Option 2: End-of-the-Year Song (Song) (Sing to the tune of "Old MacDonald Had a Farm.")

Busy bodies need to stretch, EIEIO  
I've got arms that I can stretch, EIEIO  
I'll stretch them here, I'll stretch them there  
Here a stretch, there a stretch  
Everywhere a stretch, stretch  
I've got arms that I can stretch, EIEIO

Busy hands go clap, clap, clap, EIEIO  
I've got hands that I can clap, EIEIO  
I'll clap up high, I'll clap down low  
Here a clap, there a clap  
Everywhere a clap, clap  
I've got hands that I can clap, EIEIO


Busy feet go stomp, stomp, stomp, EIEIO  
I've got feet that I can stomp, EIEIO  
I'll stomp real loud, I'll stomp real soft  
Here a stomp, there a stomp  
Everywhere a stomp, stomp  
I've got feet that I can stomp, EIEIO

I had fun at MOPS this year  
Clap, clap, clap, clap, clap  
I've got hands that I can clap  
Clap, clap, clap, clap, clap  
With a stretch, stretch here and a stretch, stretch there  
Here a stomp, there a stomp  
Everywhere a stomp, stomp  
I had fun at MOPS this year  
Clap, stretch, stretch, stomp, stomp



Visit [BozTheBear.com](http://BozTheBear.com)





# Growing Colors

## Activities

### Option 3: Walk Around the World (Interactive Song)

In advance, collect a piece of paper in each of these colors: red, green, blue, yellow and orange.

Walk in a circle with the children, singing these verses to the tune of "The Farmer in the Dell." Walk without stopping as you sing the first verse. For each of the verses after that, stop walking when you reach the third line, and hold up the paper that represents the color indicated. Children who are wearing that color should jump in place during the last two lines of the verse. Start walking again when you begin a new verse.

I know God made the world  
I know God made the world  
Colors I see all around  
I know God made the world

(hold up blue)  
I know God made the world  
I know God made the world  
The ocean, sky and blueberries  
I know God made the world

(hold up red)  
I know God made the world  
I know God made the world  
Apples, cherries, red barns too  
I know God made the world

(hold up yellow)  
I know God made the world  
I know God made the world  
Chicks and ducks, the yellow sun  
I know God made the world

(hold up green)  
I know God made the world  
I know God made the world  
Turtles, frogs and grass so green  
I know God made the world

(hold up orange)  
I know God made the world  
I know God made the world  
Pumpkins, tigers, orange juice  
I know God made the world



Visit [BozTheBear.com](http://BozTheBear.com)



# BOZ

## TREEHOUSE TIME!™



## Growing Colors

### Activities

#### Option 4: Catch a Color (Game)

In advance, cut the bottoms from clean, empty plastic milk jugs or laundry detergent bottles. Use masking or duct tape to cover any sharp plastic rims. Collect four yarn balls: red, yellow, green and blue.


Invite the children to decorate each jug with stickers of only one color: red, yellow, green or blue.

After children have decorated the jugs to use as ball catchers, invite them to toss and catch the yarn ball that matches the sticker color they used.



Visit [BozTheBear.com](http://BozTheBear.com)

MOPPETS



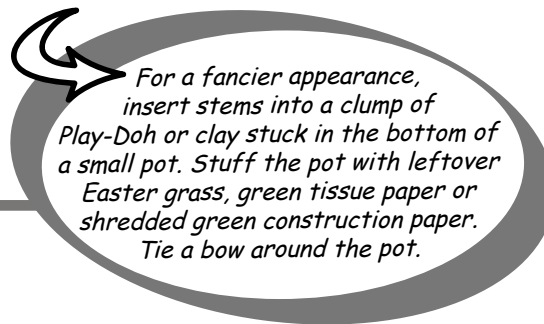
**TREEHOUSE TIME!**

## Growing Colors

### Crafts

#### Option 1: Happy Mother's Day

Use the egg-carton sections painted earlier in this session to complete this craft. After the egg cups have dried completely, children can loop a green pipe cleaner through the two holes, allowing a lengthy "stem." Ask each child to make a bouquet of several long-stemmed flowers, which can be tied together with ribbon as a gift for Mother's Day.



#### Option 2: Rainy Day Picture

In advance, tint the contents of small glue bottles with blue food coloring.


Play the song "Rain, Rain, Rain" (1:41) from *BOZ's Treehouse Tunes #1*.

Invite children to draw flowers using brightly colored or fluorescent markers on white construction paper. Children can drizzle the tinted "rain" on their spring pictures. Allow the pictures to dry completely.



Visit [BozTheBear.com](http://BozTheBear.com)





**TREEHOUSE TIME!**

## Growing Colors

### Snacks

#### Option 1: Drew's Delicious Dirt

Fill a clear plastic cup halfway with chocolate pudding. Put two chocolate cookies in a plastic zip-close bag. Close the bag tightly.

Invite children to crush the cookies by squeezing the bag or using a rolling pin to create a bag of crumbs. Dump the crumbs onto the top of the pudding. Press in a large gummy worm so half of it is sticking out of the "dirt." Serve with a spoon and napkins.

#### Option 2: Fruit Kabobs

Purchase party picks (cello frill, pinwheel or flag) that are suitable for making miniature kabobs. Also in advance, select three or four different-colored fruits. Firm blueberries, halved grapes, halved strawberries, pie-shaped pieces of kiwi, peach squares, maraschino cherries and papaya squares all work well for this snack.

Serve the fruit on colored paper plates that match the colors of the foods. Children can make party-pick kabobs using various kinds of fruit or just one fruit.

*Encourage older children to create a colorful pattern — for example, purple grape, strawberry, kiwi; purple grape, strawberry, kiwi.*



Visit [BozTheBear.com](http://BozTheBear.com)



# BOZ

## TREEHOUSE TIME!™



## Growing Colors

### BOZ Video Presentation

You will need: BOZ Treehouse Time! DVD #2, a television and a DVD player.



Select and play

## Growing Colors

Running Time: 14:17

?

pre-viewing question

In our story today, BOZ digs a deep, deep hole.  
What do you think he finds in the hole?

?

post-viewing questions

What did BOZ find in the hole?  
Grammie B's glove was purple.  
Who's wearing purple today?

exclaim!

Visit [BozTheBear.com](http://BozTheBear.com)

15

MOPPETS

# BOZ

## TREEHOUSE TIME!™



## Growing Colors

### BOZ Books & Music CDs

Additional BOZ resources



Play "God's Green Earth" (1:39) from  
*BOZ's Treehouse Tunes #1*  
as children gather for the story.

### God's Colorful World

(In this book, BOZ discovers colors everywhere he looks.)




pre-reading question

BOZ sees something in the sky that reminds him of God's love.

**What do you think he sees?**

Let's listen to find out.



post-reading question

**What did BOZ see in the sky that was special?**



Visit [BozTheBear.com](http://BozTheBear.com)





# BOZ

## TREEHOUSE TIME!™



## Growing Colors

### Closing Prayer

*BOZ Treehouse Time!* is done today  
But now before we end our play  
We fold our hands and then we say  
"Thank you, dear God, for this great day"

Thank you, God, for the beautiful colors I see all around.  
Thank you, too, for letting me come to MOPPETS this year.  
Amen.



Visit [BozTheBear.com](http://BozTheBear.com)

MOPPETS