


BOZ

Look In A Book!

TREEHOUSE TIME!™



**BOZ
BUZZ!**

To share with moms in advance of this lesson

Exploring the wonderful world of books is the next theme for *BOZ Treehouse Time!* at MOPPETS. The Bible is, of course, the best book, but we'll also talk about other books. To introduce this topic, please read your child's favorite Bible story and any other favorite books with your child. Have fun reading!



Visit BozTheBear.com



BOZ

TREEHOUSE TIME!™

Look In A Book!

Introducing *Treehouse Time!*

BOZ Treehouse Time! encourages young children to discover God's world through play-based, faith-focused activities. The interactive learning experiences will help children know and love God.

Because many younger children are not enrolled in a formal program for learning, MOPPETS is their "school." Ideas and activities in *Treehouse Time!* are developmentally appropriate for children under the age of 6. This includes the selective use of interactive media to extend children's active engagement as they explore, create, learn and imagine.

Young children gain a great deal of security from routine, so develop a logical pattern that can be used for each session, even if adult leaders rotate.

The lesson elements are designed to be flexible, so feel free to establish a routine that works best for your group.


For example, after children are checked in, you might follow this plan:

- * After the children have arrived, say "It's *Treehouse Time!* Come and sit down in front of me on the rug."
- * Look in the BOZ bag. Use children's responses to extend the conversation about the object or theme. Introduce the memory verse during this opening discussion.
- * Do the activity rhyme.
- * Show the video.
- * Do a craft.
- * Children float back into free play after completing the craft.
- * Pray and then serve the snack.
- * Do the activity rhyme.
- * Read a book.
- * Say the closing prayer.
- * End with the *BOZ Treehouse Time!* rhyme.



Visit BozTheBear.com

MOPPETS



TREEHOUSE TIME!



Look In A Book!

Lesson Guide

Lesson Overview

Key points and concepts of your lesson

Let's Get Ready!

Options to help you set the stage for your lesson, including themed coloring/activity sheets!

Gathering Rhyme

Initial callout that *BOZ Treehouse Time!* is beginning

BOZ Bag

A fun group participation guessing game to introduce the lesson's theme

Activities

Options for theme-based activities, including interactive songs, stories and poems

Crafts

Make-and-take crafts that help extend the lesson

Snacks

Simple, easy-to-prepare options that reinforce the lesson theme or season

BOZ Video Presentation

Engaging theme-based BOZ video episode, along with pre-viewing and follow-up questions to emphasize theme


Closing Prayer

Easy-to-learn closing verse and brief prayer for the end of each session



Visit BozTheBear.com





TREEHOUSE TIME!

Look In A Book!

Lesson Overview

Just for You

The world of books has expanded far into the digital space. After all, we can even read the most important book, the Bible, on a handheld screen. However, technology has not made understanding the story of the resurrection of Jesus easier for adults or older children. For preschoolers, the message can be explained simply: Because of Easter, Jesus is alive. Young children who learn that the Bible tells God's story have a building block for their faith journey.

Memory Verse

The Bible is God's Word.
(from 2 Timothy 3:16)

Biblical Concept

God has given us many sources of wisdom, but the Bible is the greatest source of knowledge.

Concept in Action

I can learn from books, especially the Bible.



Visit BozTheBear.com



BOZ

TREEHOUSE TIME!

Look In A Book!

Let's Get Ready!


Suggestions and ideas to help get your room, space or table ready.

Use brightly colored masking tape to mark off a corner of the room. In this area, display a variety of Easter baskets and plastic eggs in various sizes. Put smaller eggs inside larger eggs. If available, insert tiny chicks and ducks, foam Easter shapes or "bunny tails" (cotton balls) into some of the eggs. If desired, shred pastel construction paper for basket "grass." As children enter the room, encourage them to open the eggs, count them, sort them and load them into baskets.



Very young children get a tremendous amount of joy from repeating actions. As a result, you may need to reorganize and straighten up this area several times so children can delight in messing it up again!

Drape a sheet over a table to create a reading tent. Stock the tent with a selection of Bible storybooks and BOZ books used in the past year for children to read. Having an adult in the tent ready to read is a visual invitation for children to open a book.



The following coloring/activity pages can be printed and copied for your MOPPETS.



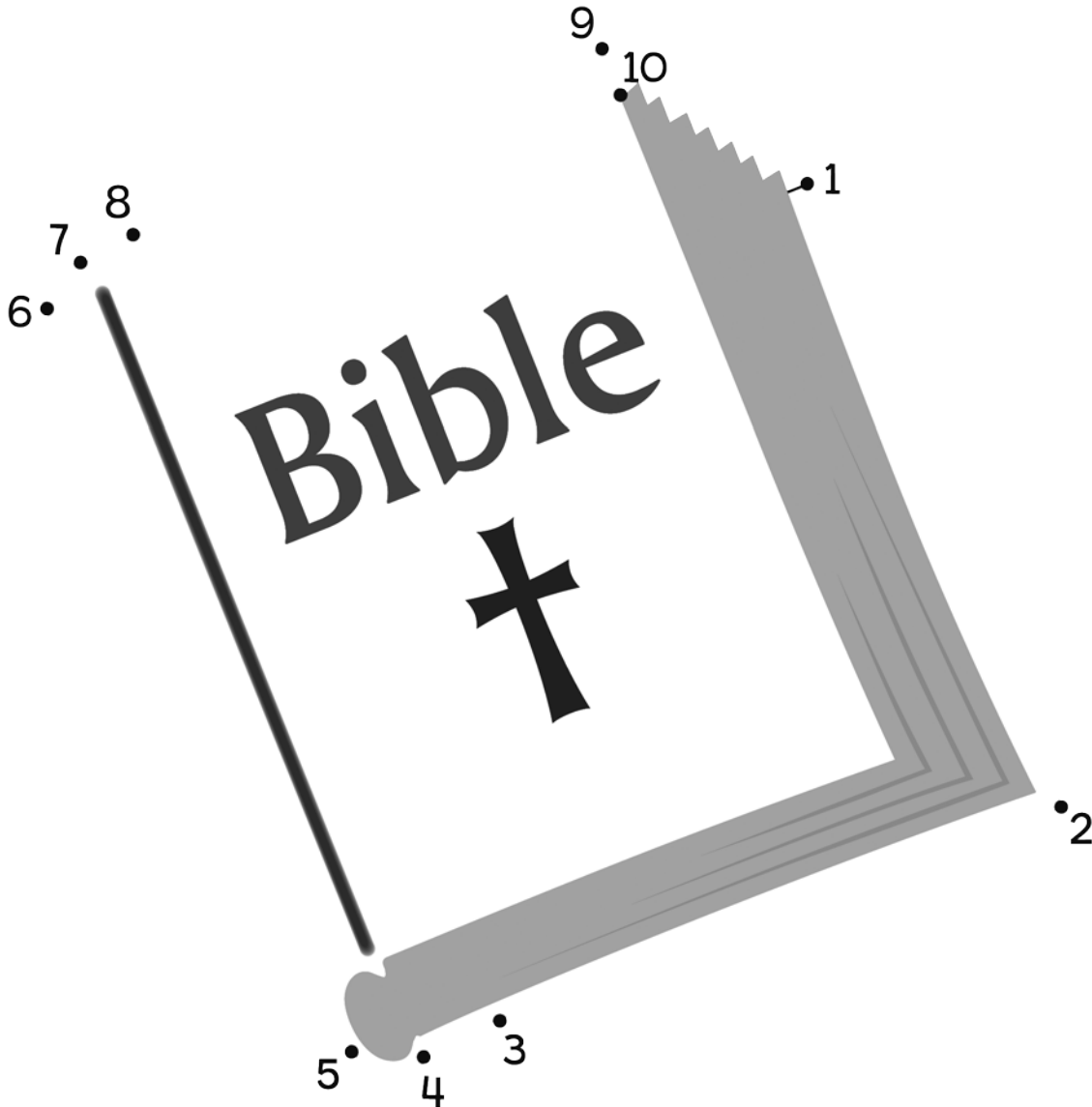
Visit BozTheBear.com

MOPPETS

Name: _____

The B-I-B-L-E

What book can you read to learn about God? Connect the dots to find out.
Then color it when you are done.



The Bible is God's Word.
(from 2 Timothy 3:16)



Visit BozTheBear.com



Name: _____



The Bible is God's Word.
(from 2 Timothy 3:16)

Visit BozTheBear.com



MOPPETS

BOZ

TREEHOUSE TIME!™

Look In A Book!

Gathering Rhyme

It's *Treehouse Time!* for you and me
So jump up high, count 1, 2, 3
Next clap your hands, then spin around
(whisper) Now please sit down without a sound

BOZ Bag

Use a color printer to reproduce the BOZ bag image available online at www.BozTheBear.com/moppets. Attach the image to a pillowcase or cloth bag.

Insert a cross (any type or size) and Bible.

Say, "There are two things in the bag today."

After both items are removed and identified, ask, "Why do you think there's a cross and a Bible?" Talk about how we take care of the Bible, as it is the most important book of all. Mention that some books have pretend stories that didn't really happen. Explain that the stories we read in God's Book really happened, that there are only true stories in the Bible and that we know about the first Easter because that story is in the Bible.



Visit BozTheBear.com

MOPPETS

BOZ

TREEHOUSE TIME!™

Look In A Book!

Activities

Option 1: The Best Book (Song)

(Play "London Bridge is Falling Down" as you sing these verses.
Simply start the next verse after you "catch" a person.)

God wants me to take a look
Take a look
Take a look
God wants me to take a look
In the Bible

In the Bible I will find
I will find
I will find
In the Bible I will find
His great story

In the Bible I will learn
I will learn
I will learn
In the Bible I will learn
About Jesus



Visit BozTheBear.com

MOPPETS

BOZ

TREEHOUSE TIME!™

Look In A Book!

Activities

Option 2: The Bible (Interactive Poem)

The stories in the Bible (nod head "yes")
That took place long ago
They really truly happened
Because God told us so

The story of old Noah (hold up two fingers)
Who counted two by two
Tells how God cared for Noah
Aboard a floating zoo

The story of a shepherd (make a crown on head)
Who always liked to sing
Tells how God then led David
To wear a crown as king

The story of a baby (rock a baby in arms)
Who had a simple birth
Tells all about our Savior
Who came to live on Earth

I know about these stories (nod head "yes")
They all are really true
Because these Bible lessons
God wrote for me and you (point to self, then someone else)



Visit BozTheBear.com



BOZ

TREEHOUSE TIME!™



Look In A Book!

Activities

Option 3: The Bible (Easter Version – Interactive Poem)

I open the Bible (palms open, laying flat)
And what do I see?
The stories of Jesus
For you and for me (point to other person, then self)


The lesson of Easter (hand over heart)
Is one I hold dear
Because Jesus rose then
I know He is here (point to floor)

Wherever I go (walk in place)
Whatever I do
I know Jesus loves me (hands crossed on chest)
And He loves you, too (point to others)



Visit BozTheBear.com

MOPPETS



TREEHOUSE TIME!

Look In A Book!

More Easter Activity Fun!

Option 4: Bouncy Chick (Group Play)

Have children use both hands to hold onto a plain, twin-size sheet. Put a small plush chick in the center. Children can lift the sheet over their heads and move it up and down to make the chick bounce. Say "cheep" each time the chick bounces.

Option 5: Egg Counters (Counting/Sorting)

On small pieces of paper, write a single numeral from one to 12. Put a piece of paper in each of a dozen plastic eggs, then put the eggs in an empty egg carton. When a child chooses an egg, he/she opens the egg and hops like a bunny the number of times noted on the paper. When the carton is empty, older children can put the numbers in order in the egg carton sections.

Option 6: Bunny Tail (Pretend Play)


Give each child a white cotton ball. Say, "Around Easter, sometimes we think about bunnies. Let's pretend this cotton ball is a bunny tail." Model for children how to walk in the circle holding their "bunny tails":

in their open hands, stretched out in front of them
on their heads
in their right fists
balanced on their foreheads
on their left palms, with their arms stretched out to the side
on the right shoulder of the child who is in front of them



Visit BozTheBear.com





TREEHOUSE TIME!

Look In A Book!

Crafts

Option 1: Scroll

Cut pieces of regular typing paper into half horizontally, so each child has half a sheet of paper. Lay the paper lengthwise and draw a line down the center of each half-page. Each child should roll the paper tightly around an unsharpened pencil up to the line. Remove the pencil and roll the other side of the paper up to the center line. As children work, talk about how the Bible originally wasn't on a phone or in a book but on a scroll. Write the memory verse ("The Bible is God's Word") and the reference ("From 2 Timothy 3:16") on the scroll. During this activity, repeat the Bible verse with the children.

If you have access to a copy machine, draw the line and write the memory verse on a single page before duplicating.

Option 2: Photo

Ask someone to take a group photo of you with your MOPPETS. Before MOPS meets in May, duplicate the photo so you have a copy for each child. The picture will be the centerpiece of a keepsake craft next month.



Visit BozTheBear.com



BOZ

TREEHOUSE TIME!™



Look In A Book!

Snacks

Option 1: Easter Nest

In advance, add a few drops of green food coloring to shredded, sweetened coconut in a baggie. Mix until the coconut turns green. Slice and separate mini bagels, laying each half on a small paper plate. Give each child a tongue depressor or plastic knife to use as a spreader for whipped cream cheese on the half bagel. Children can sprinkle the bagels with coconut and then add a few small jelly beans to the center of the "nest."

To avoid a green coconut mess, give each child a small baggie with an appropriate amount of tinted coconut.

Option 2: Easter Cross

Children can use a tongue depressor or plastic knife to spread frosting on a graham cracker. Older children can use the tip of the stick to trace a cross in the frosting; younger children will need help. Drop dried cranberries or cherries in the cross depression.

Instead of eating the cross cracker at MOPPETS, children can take home this snack on a paper plate.



Visit BozTheBear.com



BOZ

TREEHOUSE TIME!™

Look In A Book!

BOZ Video Presentation

You will need: BOZ Treehouse Time! DVD #1, a television and a DVD player.



Select and play

Look In A Book!

Running Time: 14:14

?

pre-viewing question

BOZ and his friends visit the library.
What do you think they'll find there?

?

post-viewing questions

What did BOZ like about the library?
What do you like about going to the library?



Visit BozTheBear.com



BOZ

TREEHOUSE TIME!™

Look In A Book!

BOZ Books & Music CDs

Additional BOZ resources

God's Easter Love

(BOZ shares signs of new life with his friends in this oversize board book.)

?

pre-reading question

The grass starts to turn green in spring. That's a sign of new life.

What other signs of new life do you see at this time of year?

Let's see what BOZ and his friends discover.

?

post-reading questions

What signs of new life did Drew and Gracie find? What was in the special eggs they found?



BOZ

Treehouse Tunes #2

Use the song "Read a Book" (1:56)



Visit BozTheBear.com

MOPPETS

BOZ

TREEHOUSE TIME!™

Look In A Book!

Closing Prayer

BOZ Treehouse Time! is done today
But now before we end our play
We fold our hands and then we say
"Thank you, dear God, for this great day"

Thank you, God, for many wonderful books.
Thank you most of all for the Bible, the best book of all.
Amen.



Visit BozTheBear.com

MOPPETS